Island Foot Kit G-3003

QUARTER SCALE TEMPLATE



DELETE THIS LAYER BEFORE SAVING

FILE PREPARATION GUIDELINES

- We recommend building art in this template
- If building art in this template, the color space of this template should match the color space of your art (if art is RGB, make sure template is RGB, etc.)
- All art elements (vector/raster) should use the same color space
- Recommended color spaces are GRACoL 2013 (CMYK) and sRGB
- Raster Effects in Illustrator should be set to match the size of this artboard
- Resolution of raster art/images should be no less than 300 ppi AT FULL SIZE
- All text elements should be converted to outlines
- All raster images should be embedded
- Colors should be applied as process colors and not spot colors
- Turn off the TEMPLATE layer prior to saving your print file for upload

IMPORTANT!

REMOVE ALL GUIDES BEFORE SAVING ART FILE(S)!
We are not responsible for printed guide lines. You MUST remove these marks before you save the art file or they WILL print on your final product.

Graphic L (Above Door) | Graphic I1 (Tower Front) | Graphic I2 (Tower Right) | Graphic I3 (Tower Back)



Graphic A | Graphic B (Door) | Graphic C1 (Closet Front) | Graphic C2 (Closet Right) | Graphic C3 (Closet Back)



Graphic A



Graphic D



Graphic K



Graphic J

Graphic E (Counter Left) | Graphic E (Counter Front) | Graphic E (Counter Right)

Graphic F (Counter Back)

Graphic G (Counter Left) | Graphic G (Counter Front) | Graphic G (Counter Right)



Graphic H (Counter Back)

4-Panel-2.4m-EX2 Opaque Graphic

Bleed Size: 3847mm w x 2443mm h

DESIGN ARTWORK TO THE FULL BLEED SIZE

Print/Final Size: 3821mm w x 2417mm h

GRAPHIC WILL BE CUT TO THIS SIZE

Open/Live Area: 3802mm w x 2398mm h

WHAT IS VISIBLE WHEN GRAPHIC IS INSTALLED ON FRAME
KEEP ALL CRITICAL ART ELEMENTS AT LEAST 25mm (1") INSIDE THIS LINE

Door-2.3m-EX2 Opaque Graphic

Bleed Size: 888mm w x 2382mm h

DESIGN ARTWORK TO THE FULL BLEED SIZE

Print/Final Size: 862mm w x 2356mm h

GRAPHIC WILL BE CUT TO THIS SIZE

Open/Live Area: 843mm w x 2337mm h

WHAT IS VISIBLE WHEN GRAPHIC IS INSTALLED ON FRAME
KEEP ALL CRITICAL ART ELEMENTS AT LEAST 25mm (1") INSIDE THIS LINE

Approximate size of 55" Monitor. Monitor sizes may vary.

Graphic Wraps Around to Door Side

1x2 Storage Room 3-Side-2.4m EX1 Opaque Graphic

Bleed Size: 5031mm w x 2443mm h

DESIGN ARTWORK TO THE FULL BLEED SIZE

Print/Final Size: 5005mm w x 2417mm h

GRAPHIC WILL BE CUT TO THIS SIZE

Open/Live Area: 4986mm w x 2398mm h

WHAT IS VISIBLE WHEN GRAPHIC IS INSTALLED ON FRAME
KEEP ALL CRITICAL ART ELEMENTS AT LEAST 25mm (1") INSIDE THIS LINE

OBSCURED BY FRAME

5-Panel-2.4m-EX2 Opaque Graphic

Bleed Size: 4795mm w x 2443mm h

DESIGN ARTWORK TO THE FULL BLEED SIZE

Print/Final Size: 4769mm w x 2417mm h

GRAPHIC WILL BE CUT TO THIS SIZE

Open/Live Area: 4750mm w x 2398mm h

WHAT IS VISIBLE WHEN GRAPHIC IS INSTALLED ON FRAME
KEEP ALL CRITICAL ART ELEMENTS AT LEAST 25mm (1") INSIDE THIS LINE

Graphic Wrap Around to Door Side

Storage Room Front

1x2 Tower 3-Side-1m Opaque Graphic

Bleed Size: 5031mm w x 1042mm h
DESIGN ARTWORK TO THE FULL BLEED SIZE

Print/Final Size: 5005mm w x 1016mm h
GRAPHIC WILL BE CUT TO THIS SIZE

Open/Live Area: 4986mm w x 997mm h
WHAT IS VISIBLE WHEN GRAPHIC IS INSTALLED ON FRAME
KEEP ALL CRITICAL ART ELEMENTS AT LEAST 25mm (1") INSIDE THIS LINE

IMPORTANT!

Storage Room Right

Storage Room Back

Graphic Wrap Around to Door Side

5-Panel-2.4m-EX2 Opaque Graphic

Bleed Size: 4795mm w x 2443mm h

DESIGN ARTWORK TO THE FULL BLEED SIZE

Print/Final Size: 4769mm w x 2417mm h

GRAPHIC WILL BE CUT TO THIS SIZE

Open/Live Area: 4750mm w x 2398mm h

WHAT IS VISIBLE WHEN GRAPHIC IS INSTALLED ON FRAME
KEEP ALL CRITICAL ART ELEMENTS AT LEAST 25mm (1") INSIDE THIS LINE

4-Panel-2.4m-EX1 Opaque Graphic

Bleed Size: 3841mm w x 2443mm h

DESIGN ARTWORK TO THE FULL BLEED SIZE

Print/Final Size: 3815mm w x 2417mm h

GRAPHIC WILL BE CUT TO THIS SIZE

Open/Live Area: 3796mm w x 2398mm h

WHAT IS VISIBLE WHEN GRAPHIC IS INSTALLED ON FRAME
KEEP ALL CRITICAL ART ELEMENTS AT LEAST 25mm (1") INSIDE THIS LINE

Graphic Wraps Around Back of Counter

Standard Counter Front & Sides Opaque Graphic

Bleed Size: 1849mm w x 1042mm h

DESIGN ARTWORK TO THE FULL BLEED SIZE

Print/Final Size: 1823mm w x 1016mm h

GRAPHIC WILL BE CUT TO THIS SIZE

Open/Live Area: 1804mm w x 997mm h

WHAT IS VISIBLE WHEN GRAPHIC IS INSTALLED ON FRAME
KEEP ALL CRITICAL ART ELEMENTS AT LEAST 25mm (1") INSIDE THIS LINE

Graphic Wraps Around Back of Counter

Standard Counter Zipper Back Opaque Graphic

Bleed Size: 991mm w x 1042mm h

DESIGN ARTWORK TO THE FULL BLEED SIZE

Print/Final Size: 965mm w x 1016mm h

GRAPHIC WILL BE CUT TO THIS SIZE

Open/Live Area: 946mm w x 997mm h

WHAT IS VISIBLE WHEN GRAPHIC IS INSTALLED ON FRAME
KEEP ALL CRITICAL ART ELEMENTS AT LEAST 25mm (1") INSIDE THIS LINE

Zipper Approximate Location

Standard Counter Front & Sides Opaque Graphic

Bleed Size: 1849mm w x 1042mm h

DESIGN ARTWORK TO THE FULL BLEED SIZE

Print/Final Size: 1823mm w x 1016mm h

GRAPHIC WILL BE CUT TO THIS SIZE

Open/Live Area: 1804mm w x 997mm h

WHAT IS VISIBLE WHEN GRAPHIC IS INSTALLED ON FRAME
KEEP ALL CRITICAL ART ELEMENTS AT LEAST 25mm (1") INSIDE THIS LINE

Graphic Wraps Around Back of Counter

Graphic Wraps Around Back of Counter

Standard Counter Zipper Back Opaque Graphic

Bleed Size: 991mm w x 1042mm h

DESIGN ARTWORK TO THE FULL BLEED SIZE

Print/Final Size: 965mm w x 1016mm h

GRAPHIC WILL BE CUT TO THIS SIZE

Open/Live Area: 946mm w x 997mm h

WHAT IS VISIBLE WHEN GRAPHIC IS INSTALLED ON FRAME
KEEP ALL CRITICAL ART ELEMENTS AT LEAST 25mm (1") INSIDE THIS LINE

Zipper Approximate Location

1-Panel-1m Opaque Graphic

Bleed Size: 991mm w x 1042mm h

DESIGN ARTWORK TO THE FULL BLEED SIZE

Print/Final Size: 965mm w x 1016mm h

GRAPHIC WILL BE CUT TO THIS SIZE

Open/Live Area: 946mm w x 997mm h

WHAT IS VISIBLE WHEN GRAPHIC IS INSTALLED ON FRAME
KEEP ALL CRITICAL ART ELEMENTS AT LEAST 25mm (1") INSIDE THIS LINE

Graphic Wraps Around to Door Side